


Website Registration Instructions

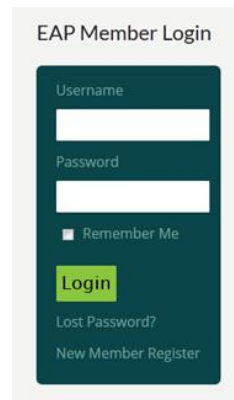
Some of the most valuable information and tools available to Capital EAP Members are password protected. Please follow the instructions below to set up your Capital EAP online username and password.

Step 1 Go to www.capitaleap.org



Step 2

Look for the EAP Member Login box and click on New Member Register



EAP Member Login

Username

Password

Remember Me

Login

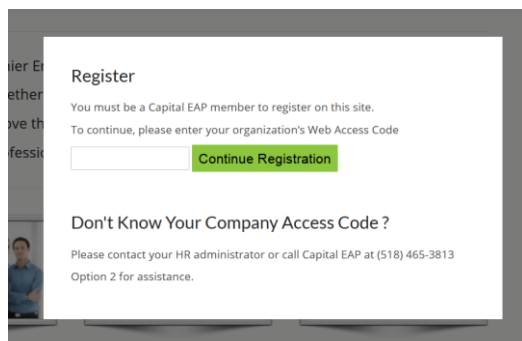
[Lost Password?](#)

[New Member Register](#)

Step 3

Enter the Website Access Code. **SUNY SCCC** is:
122250

You'll only do this one time.



Register

You must be a Capital EAP member to register on this site.
To continue, please enter your organization's Web Access Code

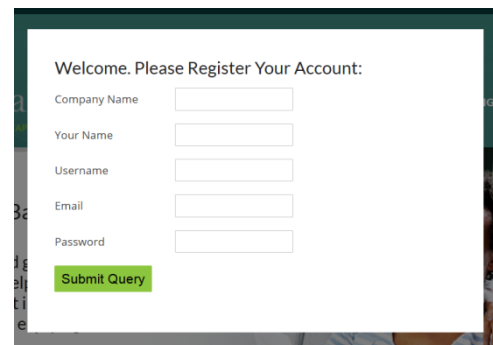
Continue Registration

Don't Know Your Company Access Code ?

Please contact your HR administrator or call Capital EAP at (518) 465-3813
Option 2 for assistance.

Step 4

Complete your registration and submit



Welcome. Please Register Your Account:

Company Name

Your Name

Username

Email

Password

Submit Query

You'll now have access to the Member's pages on the website which includes Contact a Counselor, Counselor Chat, discounted workshop enrollment, downloadable clinical forms, online mental health screenings, videos and more. You'll also be enrolled for our Mental Health Monthly Newsletter, The Mentor.

If you need assistance, please call Capital EAP at 518.465.3813 or email us at questions@capitaleap.org.

