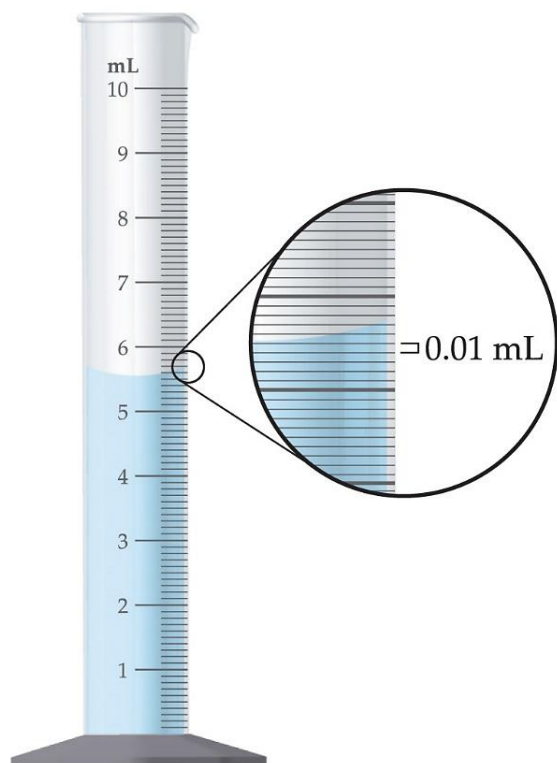
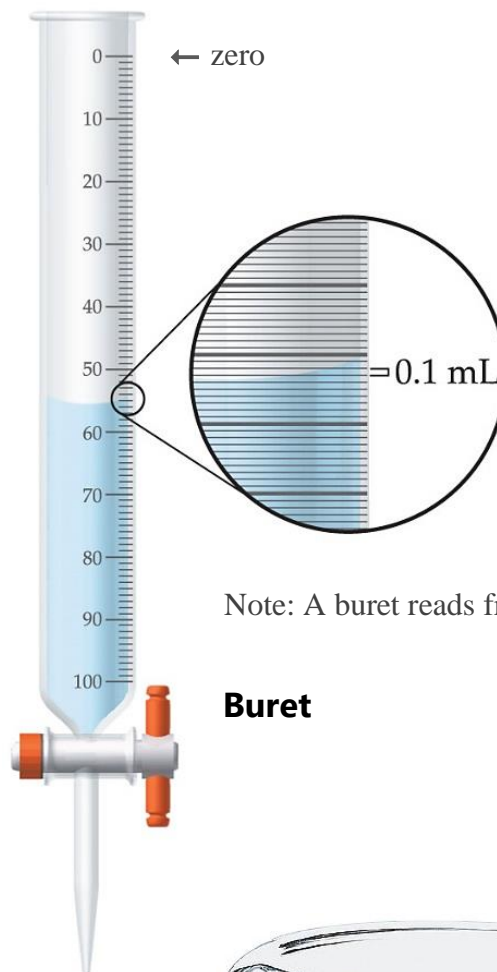


Guidelines for Visual Instrument Readings

Scales are read by eye to one decimal place past the smallest marked increment on the device's scale. The digit in that last decimal place will be estimated by the user.



Graduated Cylinder




Note: A buret reads from the top down.

Buret



2.38 cm

Beaker

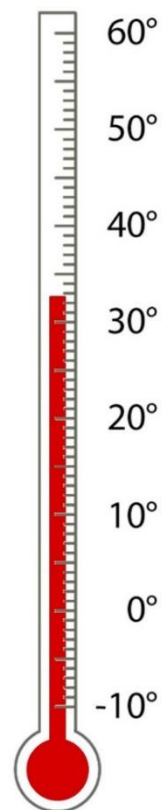


590 mL

Examples of Proper Visual Readings


For liquids, readings are taken by reading from the bottom of the curved meniscus.

Thermometer




32.8 °C

Graduated Cylinder




167.3 mL




35.12 mL


Buret



18.16 mL



3.98 mL



30.00 mL